

## N83580 Series High Performance Multi-channel Programmable Battery Simulator



Battery Simulator

### Product Introduction

N83580 is a programmable battery simulator with low power, high accuracy and multi-channel. By adopting dual-quadrant design, the current can be charged and discharged, which can satisfy the needs of BMS test. N83580 standalone supports up to 8 channels, which can offer four-station test and meet the demands of ATE test in consumer electronics. The voltage & current of each channel can be set on application software. It supports source mode, charge mode, battery simulation, internal resistance simulation, SOC simulation, fault simulation and other test functions. N83580 software is easy to use, which can meet demands of battery simulators in multi-channel, multi-parameter, and complex test environments.

### Application Fields

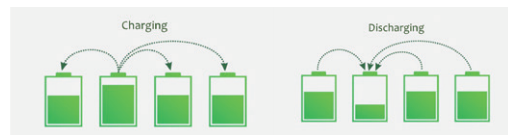
- ▶ BMS/CMS test for new energy vehicle, UAV and energy storage
- ▶ Battery maintenance device test
- ▶ Portable consumer electronics R&D and production, such as mobiles, bluetooth earphones, smartwatch, etc.
- ▶ Electric tools manufacturing test, such as electric screw driver

### Main Features

- ▶ Voltage range: 0~5V/0~6V/0~15V
- ▶ Current range:  $\pm 1A/\pm 2A/\pm 3A/\pm 5A$
- ▶ Voltage accuracy up to 0.6mV
- ▶ nA level current measurement
- ▶ Voltage ripple noise low to 2mVrms
- ▶ Supporting battery simulation, internal resistance simulation, SOC simulation, fault simulation
- ▶ Single device up to 8 channels
- ▶ 8 channels DVM measurement, accuracy up to 0.1mV
- ▶ 3 groups of battery SOC model
- ▶ Supporting active/passive balancing test
- ▶ Dual LAN port and RS232/CAN interface

### Active/passive balancing test

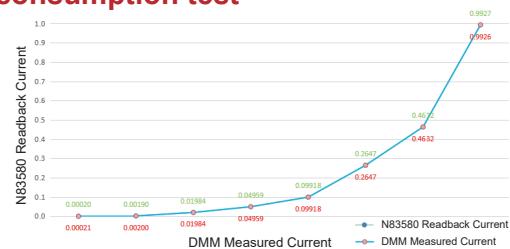
By bidirectional design, current input and output directions of each channel can be respectively controlled. Users can customize the battery charge and discharge model, which fully meets the requirements of BMS active/passive balancing test.



▲ Active Balancing Diagram

### Ultra-high current accuracy, supporting static power consumption test

N83580 has high current accuracy, up to 100nA. As shown in the right figure, the deviation value is within 100nA, comparing measured current on DMM and readback current on N83580. By supplying power to the DUT, static power consumption of the DUT in standby mode can be intuitively tested. The unqualified products are screened out to ensure the product standby time is within the nominal range after delivery.




▲ N83580 Current Accuracy

### High accuracy DVM measurement

N83580 series provides the basic circuit measurement function. The built-in 8-channel high accuracy DVM directly measures TP point voltage in the circuit. N83580 series DVM function is with dual range  $\pm 5V/\pm 30V$ , 5.5 digit resolution, measuring accuracy up to 0.1mV.

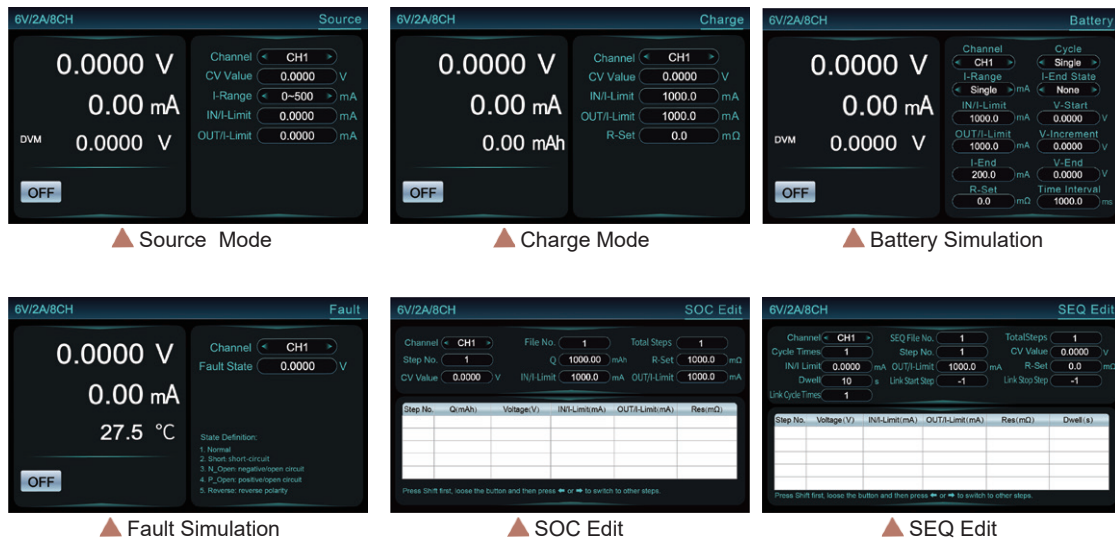
### Ultra-high integration, built-in fault simulation

N83580 integrates 8 channels in 19-inch 2U size. Each channel has built-in positive & negative polarity short circuit, open circuit, and reverse polarity. Users can control directly on the front panel or on PC. The application of N83580 can eliminate use of external component for battery fault simulation, which can save cost and space for users.

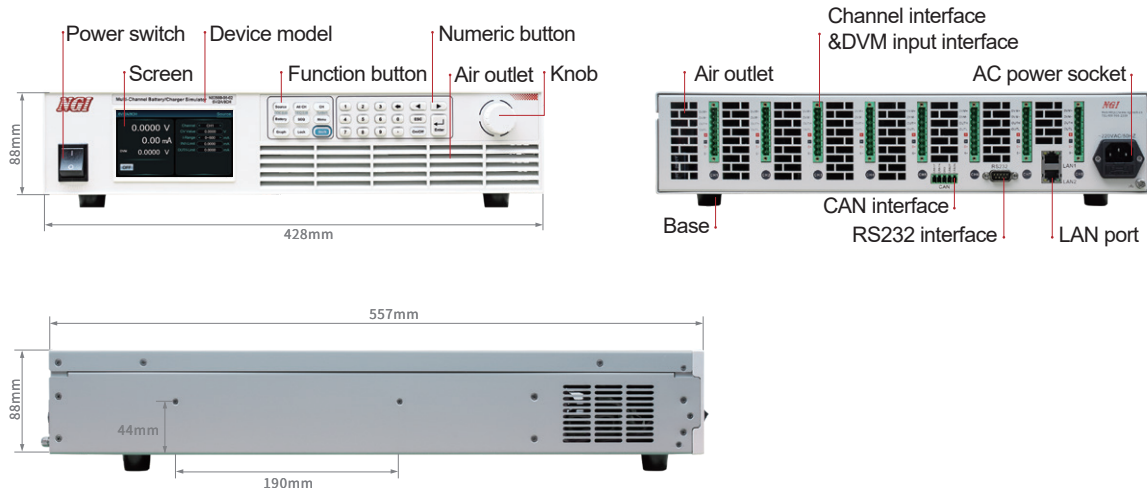


### Battery simulation suitable for BMS chips test of various specifications

N83580 series battery simulators have multiple functions and features, supporting Source, Charge, Battery simulation, SOC Test, SEQ Test, Fault simulation, etc. N83580 is built in 3 groups of battery SOC model, which simulates battery discharge process. One device can achieve multiple uses, streamline test equipment and optimize test procedures. N83580's internal circuit is optimized for different chips, which can be adapted to test BMS chips of various specifications.



### Product Dimension



**Technical Data Sheet(1)**

Model	N83580-06-01	N83580-06-02	N8358-06-03
Current	±1A/CH	±2A/CH	±3A/CH
Voltage	6V/CH	6V/CH	6V/CH
Power	6W/CH	12W/CH	18W/CH
Channels	8CH		
CV Mode			
Range	0~6V		
Setting Resolution	0.1mV		
Setting Accuracy (23±5°C)	0.6mV		
Readback Resolution	0.1mV		
Readback Accuracy (23±5°C)	0.6mV		
Output Voltage Settling Time	≤10ms		
Load Regulation	0.01%+1mV		
Line Regulation	0.01%+0.1mV		
Temperature Coefficient (0~40°C)	25ppm/°C		
Voltage Ripple Noise (20Hz-20MHz)	≤2mVrms		
Current Measurement			
Range 1			
Range	-1~1A	-2~2A	-3~3A
Resolution	0.1mA		
Accuracy (23±5°C)	1mA	2mA	3mA
Temperature Coefficient (0~40°C)	50ppm/°C		
Range 2			
Range	-100mA~100mA	-200mA~200mA	-300mA~300mA
Resolution	0.01mA		
Accuracy (23±5°C)	100µA	200µA	300µA
Temperature Coefficient (0~40°C)	50ppm/°C		
Range 3			
Range	-1~1mA		
Resolution	0.1µA		
Accuracy (23±5°C)	1µA		
Temperature Coefficient (0~40°C)	50ppm/°C		
Range 4			
Range	-0.1~0.1mA		
Resolution	10nA		
Accuracy (23±5°C)	100nA		
Temperature Coefficient (0~40°C)	50ppm/°C		
Dynamic Characteristics			
Transient Voltage Drop <sup>1</sup>	<200mV		
Transient Recovery Time <sup>2</sup>	<100µs		
DVM Function			
Channels	8CH	Measurement Accuracy	0.1mV@±5V <sup>3</sup> ; 3mV@±30V
Measurement Range	±5V; ±30V	Measurement Frequency	4Hz
Measurement Resolution	10uV@±5V; 0.1mV@±30V	Input Impedance	4MΩ
Terminal	Pluggable terminal	Temperature Coefficient (0~40°C)	30ppm/°C
Others			
Isolation(Output to ground)	1500VDC	Isolation (Inter-channel)	500VDC
Interface	LAN/RS232/CAN		
AC Input	Single phase 100-240V AC, frequency 47Hz~63Hz, current ≤5A@220V, ≤10A@110V		
Temperature	Operating temperature: 0°C~40°C, storage temperature: -20°C~60°C		
Operating Environment	Altitude <2000m, relative humidity: 5%~90%RH(non-condensing), atmospheric pressure: 80~110kPa		
Net Weight	Approx. 15kg		
Dimension	2U, 88.0(H)*482.0(W)with handle*557.0(D)mm		

Note 1: Load varies from 10% to 90% by full voltage output.

Note 2: Load varies from 10% to 90% by full voltage output, with voltage recovering within 50mV of previous voltage.

Note 3: 0.1mV was measured at 23±2°C, with temperature coefficient 10ppm/°C and time coefficient 5ppm/1000 hours.

Note 4: For other specifications, please contact NGI.

Note 5: All specifications are subject to change without notice.

## Technical Data Sheet(2)

Model	N83580-05-05	N83580-15-01	N83580-15-05
Current	±5A/CH	±1A/CH	±5A/CH
Voltage	5V/CH	15V/CH	15V/CH
Power	25W/CH	15W/CH	75W/CH
Channels	8CH		
CV Mode			
Range	0~5V	0~15V	0~15V
Setting Resolution	0.1mV		
Setting Accuracy (23±5°C)	0.6mV	1.5mV	1.5mV
Readback Resolution	0.1mV		
Readback Accuracy (23±5°C)	0.6mV	1.5mV	1.5mV
Output Voltage Settling Time	≤10ms		
Load Regulation	0.01%+1mV	0.01%+2mV	0.01%+2mV
Line Regulation	0.01%+0.1mV	0.01%+0.2mV	0.01%+0.2mV
Temperature Coefficient (0~40°C)	25ppm/°C		
Voltage Ripple Noise (20Hz-20MHz)	≤2mVrms	≤5mVrms	≤5mVrms
Current Measurement			
Range 1			
Range	-5~5A	-1~1A	-5~5A
Resolution	0.1mA		
Accuracy (23±5°C)	5mA	1mA	5mA
Temperature Coefficient (0~40°C)	50ppm/°C		
Range 2			
Range	-500mA~500mA	-100mA~100mA	-500mA~500mA
Resolution	0.01mA		
Accuracy (23±5°C)	500μA	100μA	500μA
Temperature Coefficient (0~40°C)	50ppm/°C		
Range 3			
Range	-1~1mA		
Resolution	0.1μA		
Accuracy (23±5°C)	1μA		
Temperature Coefficient (0~40°C)	50ppm/°C		
Range 4			
Range	-0.1~0.1mA		
Resolution	10nA		
Accuracy (23±5°C)	100nA		
Temperature Coefficient (0~40°C)	50ppm/°C		
Dynamic Characteristics			
Transient Voltage Drop <sup>1</sup>	<200mV	<400mV	<400mV
Transient Recovery Time <sup>2</sup>	<100μs	<200μs	<200μs
DVM Function			
Channels	8CH	Measurement Accuracy	0.1mV@±5V <sup>3</sup> ; 3mV@±30V
Measurement Range	±5V; ±30V	Measurement Frequency	4Hz
Measurement Resolution	10uV@±5V; 0.1mV@±30V	Input Impedance	4MΩ
Terminal	Pluggable terminal	Temperature Coefficient (0~40°C)	30ppm/°C
Others			
Isolation(Output to ground)	1500VDC	Isolation (Inter-channel)	500VDC
Interface	LAN/RS232/CAN		
AC Input	Single phase 100-240V AC, frequency 47Hz~63Hz, current ≤5A@220V, ≤10A@110V		
Temperature	Operating temperature: 0°C~40°C, storage temperature: -20°C~60°C		
Operating Environment	Altitude <2000m, relative humidity: 5%~90%RH(non-condensing), atmospheric pressure: 80~110kPa		
Net Weight	Approx. 15kg		
Dimension	2U, 88.0(H)*482.0(W)with handle*557.0(D)mm		

Note 1: Load varies from 10% to 90% by full voltage output.

Note 2: Load varies from 10% to 90% by full voltage output, with voltage recovering within 50mV of previous voltage.

Note 3: 0.1mV was measured at 23±2°C, with temperature coefficient 10ppm/°C and time coefficient 5ppm/1000 hours.

Note 4: For other specifications, please contact NGI.

Note 5: All specifications are subject to change without notice.