

N36600 Series Portable Wide Range Programmable DC Power Supply



DC Power Supply

Product Introduction

N36600 series is a portable wide range programmable DC power supply with compact size that significantly reduces purchase cost and space occupation. N36600 series is equipped with LAN port, RS232 interface and RS485 interface supporting SCPI and Modbus protocol. N36600 can be widely used in laboratory, production line aging, ATE test and other applications.

Application Fields

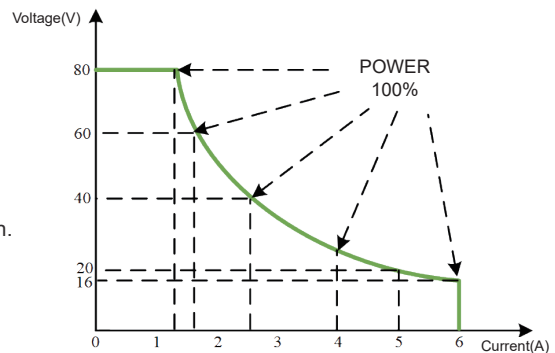
- ▶ R&D in laboratory
- ▶ Production line aging
- ▶ ATE test

Main Features

- ▶ Output range: 200W/80V/8A, 100W/80V/6A
- ▶ Net weight only 1.8kg, compact size, easy to carry
- ▶ Wide range of output, one can be used as several
- ▶ Multiple protection: OCP/OVP/OTP
- ▶ Four-wire sense and external trigger
- ▶ Maximum built-in 4 x 100 sets of voltage and current data
- ▶ Standard RS232 interface, RS485 interface and LAN port
- ▶ Supporting SCPI and Modbus-RTU protocol
- ▶ Supporting 100-240V AC input
- ▶ Optional 4U chassis to integrate 8 channels DC power supply

Wide range for saving purchase cost

N36600 series DC power supply adopts a wide range design. Let's take model N36610-80-06 for example. The Max. power is 100W while Max. voltage and Max. current can reach 80V and 6A respectively, which can replace the traditional 80V×1.2A / 60V×1.6A / 32V×3A / 16V×6A four models. This feature can reduce the purchase cost and space occupation.



Light weight and portable, easy to carry

The size and weight of N36600 series DC power supply are greatly reduced by optimizing the components selection and system design. N36600 standalone is only 1.8kg, compact and portable.





DC Power Supply

Multiple communication interfaces, convenient for system integration

N36600 series DC power supply is equipped with RS232 interface, RS485 interface and LAN port, supporting SCPI and Modbus-RTU protocols. It provides optional standard 4U chassis to integrate 8 channels DC power supply, which is convenient for system integration.



Product Dimension



Technical Data Sheet

Model	N36610-80-06	N36620-80-08
Voltage	0.5~81V	
Current	0~6.0A	0~8.2A
Power	100W	200W
CV Mode		
Range	0.5~81V	
Setting Resolution	10mV	
Setting Accuracy	0.05%+10mV	
CC Mode		
Range	0~6.0A	0~8.2A
Setting Resolution	1mA	
Setting Accuracy	0.2%+2mA	0.2%+5mA
Voltage Measurement		
Range	0.5~81V	
Readback Resolution	10mV	
Readback Accuracy	0.05%+10mV	
Temperature Coefficient	50ppm/°C	
Current Measurement		
Range	0~6.0A	0~8.2A
Readback Resolution	1mA	
Readback Accuracy	0.2%+2mA	0.2%+5mA
Temperature Coefficient	50ppm/°C	
Line Regulation		
Voltage	<0.01%+3mV	
Current	<0.1%+5mA	
Load Regulation		
Voltage ¹	≤20mV	≤30mV
Current	≤10mA	
Dynamic Characteristics		
Voltage Rise Time (no load)	≤300ms	
Voltage Rise Time (full load)	≤300ms	
Voltage Fall Time (no load)	≤500ms	
Voltage Fall Time (full load)	≤200ms	≤300ms
Transient Recovery Time	≤5ms	
Output Ripple&Noise(20Hz-20MHz)		
Voltage	≤10mVrms	
Current	≤8mArms	
Others		
AC Input	Single phase, 100~240VAC, frequency 47Hz~63Hz	
Operating Environment	Altitude <2000m, relative humidity: ≤80%(non-condensing), atmospheric pressure: 80~110kPa	
Storage Temperature	-10°C~70°C, ≤70%(non-condensing)	
Interface	RS232/RS485/LAN	
Net Weight	Approx. 1.8kg	
Dimension	55.0(W)*315.0(D)*140.0(H)mm	

Note 1: Voltage load-regulation tested only with remote sense connected.

Note 2: For other specifications, please contact NGI.

Note 3: All specifications are subject to change without notice.